



Kentucky High School Athletic Association

2280 Executive Drive ° Lexington, KY 40505 ° www.khsaa.org ° (859)299-5472 (859)293-5999 (fax)

MEMORANDUM

To: Superintendent, Principal, and Athletic Director
Ohio County High School

From: Brigid L. DeVries, Commissioner
Larry Boucher, Assistant Commissioner *LB*


Date: July 26, 2006

Subject: 2005-2006 Title IX Annual Report Forms Submission

Enclosed please find a copy of Form T-65, the 2005-2006 KHSAA Title IX Annual Report Submission Status Report. In addition, you may find an attachment with corrected copies of the forms submitted by your school personnel. Please review this information so the forms can be completed accurately in the future.

Also, KHSAA Audit Team Members may have requested resubmission of some of the 2005-2006 Annual Report Forms or need additional information on your athletic programs. Please submit this information by the date requested if this is applicable. Copies and all KHSAA Title IX documents must be kept current and included in your permanent Title IX File at the school. All documents are subject to Open Records Requests.

Should you need any further information, please do not hesitate to call anytime.



**KHSAA TITLE IX
ANNUAL REPORT SUBMISSION
STATUS REPORT
2005-2006**

KHSAA Form T85
Revised 8/05

TO: KHSAA Member School Superintendents, Principals, and Athletic Directors

FROM: Brigid L. DeVries, Commissioner
Larry Boucher, Assistant Commissioner

DATE: 7/26/2006

School	Ohio County	Reviewed by	Gary W. Lawson
--------	-------------	-------------	----------------



The following is a status report regarding the required 2005 - 2006 Title IX Annual Report submission of forms due into the KHSAA office by April 15, 2006. Appropriate KHSAA Audit Team personnel have reviewed these forms and the following is a summary of this review.

I. Checklist of Forms properly submitted in a satisfactory manner:

<input checked="" type="checkbox"/>	GE 19 (Annual Verification)	<input checked="" type="checkbox"/>	T-35 (Budget Expenses)
<input checked="" type="checkbox"/>	T-1 (Summary Program Chart 1)	<input checked="" type="checkbox"/>	T-36 (Budget Expenses)
<input checked="" type="checkbox"/>	T-2 (Summary Program Chart 2)	<input checked="" type="checkbox"/>	T-41 (Checklist – Overall Interscholastic Program)
<input checked="" type="checkbox"/>	T-3 (Summary Program Chart 3)	<input checked="" type="checkbox"/>	T-60 (Corrective Action Plan)
<input checked="" type="checkbox"/>	T-4 (Summary Program Chart 4)	<input checked="" type="checkbox"/>	T-63 (Interscholastic Survey Results)

II. Status

A.	<input checked="" type="checkbox"/>	2005 – 2006 Forms are satisfactory and no further information or action is necessary at this time.
B.		Errors have been noted with respect to the following forms:
C.		The following forms were omitted and must be submitted by school representatives:
D.	<input checked="" type="checkbox"/>	Other Recommendation and Comments: All calculations appear to be correct and report is in good order. According to data submitted, in test #3 for the provision of athletic opportunities. This data does appear to be supported by the most recent student survey. According to information submitted by the school, it is currently spending approximately \$902 per male athlete as compared to approximately \$575 per female athlete in relation to provisions of athletic benefits. This is a significant difference and should be monitored very closely during the next school year both by the school's administrators and the Gender Equity Review Committee.





Kentucky High School Athletic Association

KENTUCKY HIGH SCHOOL ATHLETIC ASSOCIATION

TITLE IX

MEMBER SCHOOLS 2005-2006 ANNUAL REPORT FORMS

Submit to KHSAA
By April 15, 2006



Kentucky High School Athletic Association

TO: Superintendent, Principal and Athletic Director
KHSAA Member School

FROM: Larry Boucher, Assistant Commissioner



DATE: November 4, 2005

SUBJECT: Annual Title IX Self-Audit Report Forms
2005-2006 School Year

Enclosed are the forms that are to be used in compiling the data required to be submitted by your school in your Annual Title IX Self-Audit. Please review the forms thoroughly since minor changes have been made from last year. As you know from previous Annual Self-Audit Report submissions over the last six years, it is due to the Kentucky High School Athletic Association no later than April 15th, 2006.

For your annual convenience, these report forms may also be found on the KHSAA website, www.khsaa.org/titleix.

Please remember that the Student Interest Survey is required in this year's report, and is included in this packet. Please administer internally the Student Survey (using Form T-61). However, submit with your April 15, 2006 Report only the Summary (Form T-63). Also, please remember that now that we are surveying our students only every other year, the number of your Survey responses should equal at least 80% of your enrollment.

If you have any questions, feel free to contact us.



2005-2006 KENTUCKY HIGH SCHOOL ATHLETIC ASSOCIATION ANNUAL VERIFICATION OF TITLE IX PROCEDURES (To be submitted by April 15, 2006 along with other required forms)

KHSAA Form GE19 Rev. 9/05

The Ohio County High School High School, Hartford KY, Kentucky (Name of High School) (City)

certifies to the Kentucky High School Athletic Association that the following is an accurate and true representation of the facts surrounding compliance with 20 U.S.C. Sections 1681-1688, et. Seq. (also known as Title IX)

I certify the following provisions in accordance with records at the school contained in the permanent Title IX file, and to the best of my knowledge have completed the following tasks (All boxes must be checked).

[] Established a gender equity committee at the high school. (list committee personnel and provide attachment if necessary)

Table with 4 columns: Name, Address, Phone, Title. Rows include John Stofer (Principal), James Fulkerson (Teacher/A.D.), Chaundra Young (Teacher/Cheer Coach), Neil Grant (Teacher/Baseball Coach), Dan Grume (Teacher/Football Coach), Lauren Goff (Student), Brian Taylor (Student).

[x] Scheduled a minimum of three meetings during the 2005-2006 school year on the following dates:

- 12-5-05
3-14-06
4-10-06

[x] Designated the following person(s) as the Title IX coordinator for the school:

Table with 4 columns: Name, Title, Address, Phone. Row: James Fulkerson, Athletic Director, Ohio County High School 1400 South Main, Hartford KY, 270.274.3366

[] Designated the following person(s) as the Title IX coordinator for the district:

Table with 4 columns: Name, Title, Address, Phone. Row: Jan Everly, Title IX Coordinator, Ohio County Board of Ed, Hartford KY, 270.298.3249

[] School personnel are continuing to make periodic reviews of the boys' and girls' athletics program reflected in the Corrective Action Plan.

[] In addition to the above information, the above referenced school maintains a complete permanent file relative to Title IX records including copies of the self-assessment audit, all corrective action plans, and other related materials.

Principal's Signature: [Signature] Date: 4/13 2006

Superintendent Signature: [Signature] School Board Chairpersons' Signature: [Signature]

(Send original copy to KHSAA - Maintain duplicate in Title IX school folder)

2005-2006
ACCOMMODATION OF INTERESTS AND ABILITIES
SUMMARY PROGRAM CHART 1

Participation Opportunities Test One

SAMPLE FORM

		Column 1	Column 2	Column 3	Column 4
	Program	Enrollment	Percentage of Total Enrollment	Number of Interscholastic Participants (double and triple count)	Percentage of Total Participation
Row 1	GIRLS	429	52.1%	96	36.5%
Row 2	BOYS	394	47.9%	167	63.5%
Row 3	Totals	823	100%	263	100%

Instructions:

*Number of 8th grade students & below used in Column 3 and Column 4 calculations if applicable: _____

- 1) Determine the total number of girls enrolled, (place in Row 1, Column 1). Determine the total number of boys enrolled, (place in Row 2, Column 1).
- 2) Add the total number of girls and boys enrolled to determine total enrollment, (place in Row 3, Column 1).
- 3) Calculate the percentage of total enrollment that is female. (Divide Row 1, Column 1 by row 3, Column 1 and place in Row 1, Column 2.) Calculate the percentage of total enrollment that is male. (Divide Row 2, Column 1 by Row 3, Column 1 and place in Row 2, Column 2.) Note: Row 1, Column 2 plus Row 2, Column 2 should total 100%.
- 4) Ask the head coaches to review the most updated eligibility or squad lists for their teams. Ask coaches to confirm the names of those individuals who are on the team as of the first **date of competition**, and cross out the names of those who were cut from the team or quit the team prior to the first competitive event. Determine the total number of interscholastic athletics participants that are girls, (and place in Row 1, Column 3). In order to determine the total number of athletics participants, an individual should be counted each time he or she participates on a team. For example, if Jane Doe competes on the varsity volleyball team, the junior varsity volleyball team, the junior varsity basketball team, and the varsity softball team, she should be counted as four participants (**do not include club or intramural sports participants, cheerleaders, dance teams or pom squads**). Calculate the same way for boys and girls. * In addition, should 8th grade students and below play on a Freshman, Junior Varsity, or Varsity team, they should also be counted for each team and sport on which they participate. If applicable, please asterisk the above notation as to how many 8th grade students & below are included. Using the same procedure, determine the total number of interscholastic athletic participants that are boys, (and place in Row 2, Column 3. Add Row 1, Column 3 plus Row 2, Column 3 to get total participants and place in Row 3, Column 3).
- 5) Calculate the percentage of female participation. (Row 1, Column 3 divided by Row 3, Column 3 and place in Row 1, Column 4.) Calculate the percentage of male participation. (Row 2, Column 3 divided by Row 3, Column 3 and place in Row 2, Column 4.) Note: Row 1, Column 4 plus Row 2, Column 4 should total 100%.

Note: While being within three percent is not a formal compliance standard; if the percent listed in Row 1, Column 4 is within 3% of Row 1, Column 2, then it provides a good target within which compliance is likely.

Principal's Signature: _____

Date: 4/13/06

2005-2006
ACCOMMODATION OF INTERESTS AND ABILITIES
SUMMARY PROGRAM CHART 1

KHSAA
 Form T1
 Rev. 9/05

Participation Opportunities Test One

		(Column 1)	(Column 2)	(Column 3)	(Column 4)
	Program	Enrollment	Percentage of Total Enrollment	Number of Interscholastic Participants (double and triple count)	Percentage of Total Participation
Row 1	GIRLS	564	49%	184	44
Row 2	BOYS	587	51%	234	56
Row 3	Totals	1151	100%	418	100%

Instructions:

*Number of 8th grade students & below used in Column 3 and Column 4 calculations if applicable: _____

- 1) Determine the total number of girls enrolled, (place in Row 1, Column 1). Determine the total number of boys enrolled, (place in Row 2, Column 1).
- 2) Add the total number of girls and boys enrolled to determine total enrollment, (place in Row 3, Column 1).
- 3) Calculate the percentage of total enrollment that is female. (Divide Row 1, Column 1 by row 3, Column 1 and place in Row 1, Column 2.) Calculate the percentage of total enrollment that is male. (Divide Row 2, Column 1 by Row 3, Column 1 and place in Row 2, Column 2.) Note: Row 1, Column 2 plus Row 2, Column 2 should total 100%.
- 4) Ask the head coaches to review the most updated eligibility or squad lists for their teams. Ask coaches to confirm the names of those individuals who are on the team as of the first **date of competition**, and cross out the names of those who were cut from the team or quit the team prior to the first competitive event. Determine the total number of interscholastic athletics participants that are girls, (and place in Row 1, Column 3). In order to determine the total number of athletics participants, an individual should be counted each time he or she participates on a team. For example, if Jane Doe competes on the varsity volleyball team, the junior varsity volleyball team, the junior varsity basketball team, and the varsity softball team, she should be counted as four participants (**do not include club or intramural sports participants, cheerleaders, dance teams, or pom squads**). Calculate the same way for boys and girls. * In addition, should 8th grade students and below play on a Freshman, Junior Varsity, or Varsity team, they should also be counted for each team and sport on which they participate. If applicable, please asterisk the above notation as to how many 8th grade students & below are included in the totals. Using the same procedure, determine the total number of interscholastic athletic participants that are boys, (and place in Row 2, Column 3). Add Row 1, Column 3 plus Row 2, Column 3 to get total participants and place in Row 3, Column 3.
- 5) Calculate the percentage of female participation. (Row 1, Column 3 divided by Row 3, Column 3 and place in Row 1, Column 4.) Calculate the percentage of male participation. (Row 2, Column 3 divided by Row 3, Column 3 and place in Row 2, Column 4.) Note: Row 1, Column 4 plus Row 2, Column 4 should total 100%.

Note: While being within three percent is not a formal compliance standard; if the percent listed in Row 1, Column 4 is within 3% of Row 1, Column 2, then it provides a good target within which compliance is likely.

Principal's Signature: _____

Date: _____

**ACCOMMODATION OF INTERESTS AND ABILITIES
SUMMARY PROGRAM CHART 2**


Participation Opportunities Test Two

		Column 1	Column 2	Column 3	Column 4	Column 5	
Program		Number of Teams Currently Offered	Number of Participants	Number of Teams Added Since the beginning of the 2001-2002 School Year	Number of Participants Added Since the beginning of the 2001-2002 School Year	Percent of Total Participation By Sex Added Since the beginning of the 2001-2002 School Year	
GIRLS	Row 1	varsity:	9	90	2	5	
	Row 2	j.v.:	4	63	0	3	
	Row 3	frosh:	3	31	1	19	
	Row 4	total:	16	184	3	27	14.6%
BOYS	Row 5	varsity:	9	130	1	8	
	Row 6	j.v.:	3	60	1	15	
	Row 7	frosh:	3	44	1	4	
	Row 8	total:	16	234	3	27	11.5%


- For Column 1, list the number of interscholastic teams offered for girls and boys at each competitive level (varsity, junior varsity, and freshman). For girls, total each of the entries in Rows 1, 2, and 3 into Row 4. For boys, total Rows 5, 6, and 7 into Row 8.
- For Column 2, list the number of participants at each level. For girls, total each of the entries in Rows 1, 2, and 3 into Row 4. For boys, total Rows 5, 6, and 7 into Row 8. **Note:** The totals in Row 4 for girls and in Row 8 for boys must be the same as the totals in Form T-1, Column 3, Rows 1 and 2 respectively.
- For Column 3, list the number of interscholastic teams that have been added in the last five years at each competitive level. Count each team added during the 5 year period only one time. e.g. Girl's junior varsity soccer was added 3 years ago, count the team only once, not 3 times. For girls, total the entries in Rows 1, 2, and 3 into Row 4. For boys, total Rows 5, 6, and 7 into Row 8.
- For Column 4, list the number of participants that are currently on each level of the teams that were added in the last five years. If a team was added previously but no longer exists, there are no current participants to be added for that team. For girls, total the entries in Rows 1, 2, and 3 into Row 4. For boys, total Rows 5, 6, and 7 into Row 8.
- For Column 5, calculate the percentage of participants that have been added in the last five years. For girls, take the number in Column 4, Row 4 and divide by the number in Column 2, Row 4. For boys, take the number in Column 4, Row 8 and divide it by the number in Column 2, Row 8.

Note: If the percentage of current participants added in the last five years is 25% or greater, compliance with test two may be possible. If less than 25%, then compliance with test three should be analyzed. **CAUTION:** 25% is not a formal compliance standard.

Principal's Signature



Date:



2005-2006
ACCOMMODATION OF INTERESTS AND ABILITIES
SUMMARY PROGRAM CHART 3

KHSAA
 Form T3
 Rev. 9/05

Participation Opportunities Test Three

FOR ANY QUESTION ANSWERED "YES" IDENTIFY THE RESPECTIVE SPORT(S).

	GIRLS (Yes / No)		BOYS (Yes / No)
1. For a sport not currently played at the interscholastic level (varsity, junior varsity, or freshman) in your school, is there an intramural team offered for that sport?	No		No
2. For a sport <u>not</u> currently offered in your interscholastic athletics program, is there sufficient interest to form a viable interscholastic team based on participation on an intramural team or community recreation teams?	No		No
3. For a sport <u>not</u> currently offered, is there sufficient interest, based on your most recent Student Interest Survey, to form a viable interscholastic team based on student responses from the interscholastic survey? If yes, what sport?	No		yes Boys soccer will start in the Fall
4. For a sport currently offered at the varsity level only, is there sufficient interest, based on your most recent Student Interest Survey, to form a viable team for a junior varsity or freshman team that is not currently offered?	No		No
5. For a sport currently offered at the junior varsity or freshman level is there sufficient interest, based on your most recent Student Interest Survey, to form a varsity team not currently offered?	No		No
6. If you answered YES to question (1), (2), (3), (4), or (5), are there enough high schools in your geographic area offering the sport (at the appropriate level) to allow for the development of a reasonable schedule of competition?	No		Boys' soccer is scheduled for the Fall.

Principal's Signature:  Date: 4/13/06

2005-2006
ACCOMODATION OF INTERESTS AND ABILITIES
SUMMARY PROGRAM CHART 4

Levels of Competition Test One

		Column 1	Column 2	Column 3
Girls	Team Levels	Number of Teams Currently Offered	Number of Participants	Percentage of Participants at Each Level
Row 1	varsity:	9	90	49
Row 2	j.v.:	4	63	34
Row 3	frosh:	3	31	17
Row 4	total:		184	100%
Boys				
Row 5	varsity:	9	130	56
Row 6	j.v.:	3	60	26
Row 7	frosh:	3	44	18
Row 8	total:		234	100%

- 1) Column 1, list the number of interscholastic teams offered for girls and boys at each competitive level; varsity, junior varsity, and freshman. (Refer to Form T-2, Accommodation of Interests and Abilities, Summary Program Chart 2, Column 1.)
- 2) For Column 2, list the number of participants at each level. For girls, total the entries in Rows 1, 2, and 3 into Row 4. For boys, total the entries in Rows 5, 6, and 7 into Row 8. (Refer to Form T-2, Accommodation of Interests and Abilities, Summary Program Chart 2, Column 2.)
- 3) For Column 3, calculate the percentage of female and male participants at each level.
For girls' varsity, junior varsity, and frosh, respectively:
 - Divide Column 2, Row 1 by Column 2, Row 4, and place the percentage in Column 3, Row 1.
 - Divide Column 2, Row 2 by Column 2, Row 4, and place the percentage in Column 3, Row 2.
 - Divide Column 2, Row 3 by Column 2, Row 4, and place the percentage in Column 3, Row 3.
 -
 For boys' varsity, junior varsity, and frosh, respectively:
 - Divide Column 2, Row 5 by Column 2, Row 8, and place the percentage in Column 3, Row 5.
 - Divide Column 2, Row 6 by Column 2, Row 8, and place the percentage in Column 3, Row 6.
 - Divide Column 2, Row 7 by Column 2, Row 8, and place the percentage in Column 3, Row 7.

Principal's Signature _____


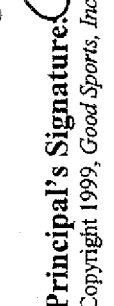
Date: 4/13/06

2005-2006

**ACTUAL EXPENDITURES - PROGRAM COMPARISON CHART 1
TO INCLUDE BOOSTER CLUB FUNDING**

	equipment and supplies		travel		awards		coaches' salaries (to include supplemental and extended employment; dollar amount needed)		facilities improvements		publications (if sport-specific)	
	Expenditures		Expenditures		Expenditures		Expenditures		Expenditures		Expenditures	
	School	Booster	School	Booster	School	Booster	School	Booster	School	Booster	School	Booster
G basketball	7700		4400	2000	200	800	15,13%		1200			
B basketball	6000		3800	3500	50	300	14,476		1200			
G softball	2600	805	1800		500	200	4,920		7600			
B baseball	2300		4700		100		5,466		99,200			
G cross country	200		800		100		1,475					
B cross country	200		800		100		1,475					
G golf	300	700	700		100	400	1,217					
B golf	300	700	700		100		1,217					
G soccer	2400	4500	2000	700	100		3,710		11,000			500
B soccer												
G swimming	100		100				1,125					
B swimming	100		100				1,125					

1. Total expenditures on T-35 and T-36 on the 2005-2006 year report due by April 15, 2006, should reflect the total monies spent (rounded off to nearest hundred) for the entire school year of 2004-2005 ending June 30, 2005.
 2. Booster Club Funding/Contributions must be included in the expenditures total.

Principal's Signature:  Date: 

2-3-2006

**ACTUAL EXPENDITURES - PROGRAM COMPARISON CHART 2
TO INCLUDE BOOSTER CLUB FUNDING**


	equipment and supplies		travel		awards		coaches' salaries (to include supplemental and extended employment; dollar amount needed)		facilities improvements		publications (if sport-specific)	
	Expenditures		Expenditures		Expenditures		Expenditures		Expenditures		Expenditures	
	School	Booster	School	Booster	School	Booster	School	Booster	School	Booster	School	Booster
G track	100		700		100		931					
B track	100		700		100		931					
G tennis	1100	800	700		100		1020		6700			
B tennis	1100	800	700		100		1020		6700			
G volleyball	2100	3000	1800		200		3116		1200			
B wrestling	500	500	1100				1925					
G (list sport)												
B football	8400	4700	3400	1800	500		22,239		6000			
G (list sport)												
B (list sport)												

1. Total expenditures on T-35 and T-36 on the 2005-2006 year report due by April 15, 2006, should reflect the total monies spent (rounded off to nearest hundred) for the entire school year of 2004-2005 ending June 30, 2005.

2. Booster Club Funding/Contributions must be included in the expenditures total.

Indicate percentage of total expenditures for each gender:

Gender	Expenditures	Percentage
Boys	\$ 211300	66.6
Girls	\$ 105800	33.4
Total:	\$ 317100	100%

Principal's Signature:  Date: 4/13/06

2005-2006 KHSAA TITLE IX ATHLETICS AUDIT

KHSAA
Form T41
Rev. 9/05


Checklist - Overall Interscholastic Athletics Program

DIRECTIONS:

For the Areas of Compliance (Opportunities and Benefits) listed on the left hand side of the page, place a checkmark under the appropriate column identifying whether your school provided an advantage to the Girls' Program, or to the Boys' Program or to Neither Program.

Areas of Compliance:	ADVANTAGE TO:		
	GIRLS' PROGRAM	BOYS' PROGRAM	NEITHER PROGRAM
OPPORTUNITIES			
Accommodation of Interest and Abilities			✓
BENEFITS			
Equipment and Supplies			✓
Scheduling of Games and Practice Time			✓
Travel and Per Diem Allowances			✓
Coaching			✓
Locker Rooms, Practice and Competitive Facilities			✓
Medical and Training Facilities and Services			✓
Publicity			✓
Support Services			✓
Athletic Scholarships			✓
Tutoring			✓
Housing and Dining Facilities and Services			✓
Recruitment of Student Athletes			✓

Principal's Signature



Date:

4/13/04

SCHOOL NAME

2005-2006

TITLE IX

CORRECTIVE ACTION PLAN

DIRECTIONS:

1. For Column 1, indicate the intended area which needs corrective action in order to achieve gender equity. For Column 2, write the suggested change or activities that will correct the area in need of alteration. For Column 3, include the estimated completion date for the changes or activities.
2. It is possible to attain compliance with Title IX and no longer need "corrective" action. However, the KHSAA strongly encourages compliant schools to identify items for improvement (Column 1), activities to accomplish the improvement (Column 2) and a timetable for completion (Column 3) that will strengthen the athletic program.
3. You may copy this form as needed. Please attach corrective action plans along with audit forms and submit by April 15, 2006.

COLUMN 1 ITEM FOR CORRECTION/ IMPROVEMENT	COLUMN 2 SUGGESTED CHANGE/ ACTIVITIES	COLUMN 3 TIME TABLE FOR CORRECTIVE ACTION/ COMPLETION
Copies of Gender Equity Committee meetings minutes	Send copies of minutes to the KHSAA	Report to KHSAA by 4/30/2006
Equipment & Supplies	Develop policy for uniform replacement	Report to KHSAA by 4/30/2006
Coaching	Complete T-71 + T-72 Form	Report to KHSAA by 4/30/2006
Locker Room, Practice Facilities	Complete T-35 + T-36 Form	Report to KHSAA by 4/30/2006
Medical Training Facilities	Develop usage schedule	Report to KHSAA by 4/30/2006
Publicity	Develop policies for athlete or team to be honored.	Report to KHSAA by 4/30/2006

Principal's Signature: 

Date: 4/13/06

2005-2006 INTERSCHOLASTIC ATHLETICS STUDENT SURVEY

KHSAA
Form T61
Rev. 9/05

1. Is the School District offering the interscholastic sport(s) you want to play?
 Yes
 No, I want to play _____
 I am not interested in athletics
2. During the **fall season**, which KHSAA sanctioned sport would you like to play?
 Football
 Girls' Volleyball
 Boys' Cross Country
 Girls' Cross Country
 Boys' Golf
 Girls' Golf
 Boys' Soccer
 Girls' Soccer
 I would not participate
3. During the **winter season**, which KHSAA sanctioned sport would you like to play?
 Boys' Basketball
 Girls' Basketball
 Boys' Swimming & Diving
 Girls' Swimming & Diving
 Boys' Wrestling
 Boys' and Girls' Indoor Track
 I would not participate
4. During the **spring season**, which KHSAA sanctioned sport would you like to play?
 Boys' Track
 Girls' Track
 Girls' Tennis
 Boys' Tennis
 Girls' Slow Pitch Softball
 Girls' Fast Pitch Softball
 Boys' Baseball
 I would not participate
5. Do you participate in intramural sports? If you do, which sports(s)?
 Yes _____
 No
6. Which intramural sports, if any, would you like to see added?

7. Do you participate in non-school sport activities? If you do, which sport(s)?
_____ Yes _____
_____ No _____

8. Are you currently participating in interscholastic athletics during any season?
_____ Yes
_____ No Why don't you participate in interscholastic athletics?
_____ I prefer other activities such as band, chorus, etc.
_____ I don't have time
_____ The practice schedules and game times are inconvenient
_____ The sport I like isn't offered
_____ It's too expensive
_____ I prefer to participate in club or intramural sports
_____ Working
_____ Other

9. Do you have any suggestions to encourage participation?

10. Which Non-KHSAA sanctioned sport would you like to play?
_____ Archery
_____ Field Hockey
_____ Bowling
_____ Boys' Gymnastics
_____ Girls' Gymnastics
_____ Ice Hockey
_____ Boys' Lacrosse
_____ Girls' Lacrosse
_____ Rifle
_____ Rodeo
_____ Boys' Volleyball
_____ Water Polo
_____ Weightlifting
_____ I would not participate

OPTIONAL

Name: _____
Age: _____

Male: _____
Female: _____
(check one)



Kentucky High School Athletic Association

2005-2006 INTERSCHOLASTIC ATHLETICS SURVEY Summary of Student Responses

KHSAA Form T63 Rev. 9/05

School Name: Ohio County High School
School Enrollment: 1151 (SHOULD AGREE WITH FORM T-1)
Date: Jan
Completed By: James Fullkerson

Instructions:

- 1. Summarize the Student Athletics Interest Surveys Form T-61 by listing the total number of responses on the line next to each sport.
2. Under the Other Category please provide a listing of the sports as well as the number of students who are interested in participating.
3. Please sign and date this Summary Form (T-63) and mail this Summary Form only to the KHSAA by April 15, 2006. Do not mail the student surveys (Form T-61). However, these Forms should be maintained in your files in the event they are requested subsequently.

1179 Number of Surveys
943 Total Returned (A minimum of 80% return is expected)
8-11 Grades Surveyed (Should be grades 9-11 and 8th grade if school has a feeder system)

How Was The Survey Administered? English Class
(e.g. was it given in all English classes, or all home rooms, or advisee/advisor?)

KHSAA Sanctioned Fall Sports (List Total Number of Participation Responses)

22 Cross Country (Girls)
14 Cross Country (Boys)
157 Football (Boys)
16 Golf (Girls)
27 Golf (Boys)
39 Soccer (Girls)
43 Soccer (Boys)
103 Volleyball (Girls)

Winter Sport (List Total Number of Participation Responses)

<u>53</u>	Basketball (Girls)
<u>77</u>	Basketball (Boys)
<u>32</u>	Indoor Track (Girls)
<u>32</u>	Indoor Track (Boys)
<u>46</u>	Swimming & Diving (Girls)
<u>22</u>	Swimming & Diving (Boys)
<u>41</u>	Wrestling (Boys)

Spring Sport (List Total Number of Participation Responses)

<u>111</u>	Baseball (Boys)
<u>46</u>	Fast Pitch Softball (Girls)
<u>47</u>	Slow Pitch Softball (Girls)
<u>60</u>	Tennis (Girls)
<u>25</u>	Tennis (Boys)
<u>34</u>	Track (Girls)
<u>32</u>	Track (Boys)

Non-KHSAA Sanctioned Sports (From Student Survey T-61 Question 10)

<u>171</u>	Archery
<u>44</u>	Field Hockey
<u>117</u>	Bowling
<u>12</u>	Boys' Gymnastics
<u>61</u>	Girls' Gymnastics
<u>90</u>	Ice Hockey
<u>54</u>	Boys' Lacrosse
<u>33</u>	Girls' Lacrosse
<u>167</u>	Rifle
<u>124</u>	Rodeo
<u>30</u>	Boys' Volleyball
<u>37</u>	Water Polo
<u>89</u>	Weightlifting

Number of Students who participate in Intramural Sports

(From Student Survey T-61 Question 5)

<u>Sport</u>	<u>Number</u>
Ohio County does not offer intramural sports. However, 78 students indicated that they participate in church league or summer programs.	
Basketball, volleyball, softball	

List Intramural Sports students are interested in adding:

(From Student Survey T-61 Question 6)

<u>Sport</u>	<u>Number</u>
Boxing	3
Basketball	4
Soccer	8
Volleyball	1

Participation in Non-School Sports Activities

(From Student Survey T-61 Question 7)

<u>Sport</u>	<u>Number</u>
Basketball	23
Baseball	47
Softball	38
Volleyball	36

Reasons for not participating in interscholastic athletics

(From Survey Question 8)

- 76 I prefer other activities such as band, chorus, etc.
- 138 I don't have time
- 36 The practice schedules and game times are inconvenient
- 51 The sport I like isn't offered
- 42 It's too expensive
- 20 I prefer to participate in club or intramural sports
- 64 Working
- 101 Other:

Student Suggestions to encourage participation

- Practice during School Day
- Provide scholarships
- Don't practice long

John A. Styer
Principal's Signature

4/13/06
Date

7. KHSAA Recommended Action in relation to new deficiencies

In order to properly address the identified inadequacies, the following must be submitted to KHSAA on or before April 30, 2006. This documentation should also become a part of the school's permanent Title IX file.

(ACCOMMODATION OF INTEREST AND ABILITIES)

- Copies of Gender Equity Review Committee meeting minutes for at least two meetings should be submitted with dates and signatures of the school principal, athletic director, and district Title IX coordinator.
- Names of the Gender Equity Review Committee members for the remainder of this school year including two student-athletes who are to be placed on the committee before the next meeting.

(EQUIPMENT AND SUPPLIES)

Submit to the KHSAA, no later than April 30, 2006 a copy of an adopted policy regarding a uniform replacement schedule for all teams that participate in athletics at your high school. A copy of this intended replacement and review process must be provided to all head coaches and must be placed in your school's Master Title IX File.

(COACHING)

A completed T-71 and T-72 form for the 2005-06 school year including total expenditures for coaches' salaries as requested in Column #3 should be sent.

(LOCKER ROOMS, PRACTICE AND COMPETITIVE FACILITIES)

- Completed T-35 and T-36 forms for the 2004-05 school year including all facilities improvement expenditures as requested should be submitted.
- A written designation of locker room and storage space assigned to each team should be included.

(MEDICAL AND TRAINING FACILITIES AND SERVICES)

Submit to the KHSAA, no later than April 30, 2006 a copy of a documented weight room usage schedule for both male and female athletes at your high school. This schedule must be provided to all head coaches, must be posted in view in your weight room, and maintained in your school's Master Title IX File.

(PUBLICITY)

Submit to the KHSAA, no later than April 30, 2006 a copy of your school's established written policies regarding the necessary credentials and accomplishments for an athlete or team to be honored with banners, awards or recognition within your school. A copy of this policy must be provided to all head coaches and a copy must be kept in the school's Master Title IX File.

Gender Equity Committee.

Members:

John Stofer

James Fulkerson

Neil Grant





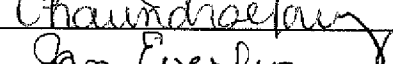
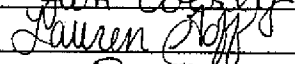


Dan Crume

Chaundra Young

Jan Everly

Lauren Goff

Brian Taylor

	_____
	_____
	_____
	_____
	_____
	_____
	Student
	Student

Time: Tues March 14, 2006 3:00 pm in room 213

Agenda

Review Title IX report

Uniform Policy

Awards (Banners, recognition, etc)

Medical & Facilities (Calendars, dressing rooms, etc)

Gender Equity Committee.

Members:

John Stofer

James Fulkerson

Neil Grant


Dan Crume

Chaundra Young

Jan Everly

Lauren Goff

Brian Taylor

Handwritten signatures of the committee members on a list of horizontal lines. The signatures are: John Stofer, James Fulkerson, Neil Grant, Dan Crume, Chaundra Young, Jan Everly, Lauren Goff, and Brian Taylor. The names 'Lauren Goff' and 'Brian Taylor' are followed by the word 'Student' written in the right margin.

Time: Tues April 10, 2006 3:00 pm in room 213

Agenda

Review Title IX report

Uniform Policy

Awards (Banners, recognition, etc)

Medical & Training Facilities (Calendars, dressing rooms, etc)

T-71 & T-72 Form

T-35 & T-36 Form

Locker Room Assignments

Storage Room Assignments

Ohio County High School Athletic Uniform Purchase/Replacement Plan

All comparable athletic programs (boys and girls basketball, softball and baseball, etc.) have equal opportunities to purchase/replace uniforms. Coaches should consider the costs of uniform needs in their budget planning and should be included in their annual budget/booster club request. All uniform purchases must have prior approval by the principal and athletic director. The uniforms should be purchased on an as needed basis and is contingent on the availability of funds.

Team	Yr. current uniforms were purchased		Next available time to purchase new uniforms	
Football	2004		2008	
Soccer	Away---2003	Home---2001	Away---2007	Home 2006
Boys B-ball	2005		2009	
Girls B-ball	2004		2008	
Baseball	2001		2006	
Softball	Home---2003	Away---2006	Home---2007	Away---2010
B and G Track	2005		2009	
B and G Tennis	2003		2007	
Volleyball	2004		2008	
B and G Swim	2002		2006	
B and G Golf	Golf Shirts every other year			
Boys' Soccer	N/A		2006	

Many teams choose to replace uniforms due to wear on a year to year basis instead of purchasing completely new sets.

**KHSAA TITLE IX RE-VISIT
BENEFITS - SUMMARY CHART 1
2005-2006 SCHOOL YEAR**

School _____

BENEFITS

SCHEDULING		COACHING		SUPPORT SERVICES			
COLUMN 1 NUMBER OF SCHEDULED REGULAR SEASON VARSITY CONTESTS	COLUMN 2 NUMBER OF HOME "PRIME DATE" CONTESTS (either Friday, Saturday or Sunday)	COLUMN 3 EXPENDITURES FOR ALL COACHES' SALARIES*	COLUMN 4 IS THE HEAD COACH EMPLOYED FULL-TIME ON-CAMPUS? (Y/N)	COLUMN 5 EXPENDITURES FOR EQUIPMENT AND SUPPLIES*	COLUMN 6 EXPENDITURES FOR ANNUAL DUES AND FEES* <i>Coach Cards Assoc. Dues Clinic Fees T-shirt Fees</i>	COLUMN 7 EXPENDITURES FOR PROMOTIONS/ RECOGNITION* (PUBLICITY, AWARDS, BANQUETS, ETC.)	COLUMN 8 EXPENDITURES FOR TRAVEL & PER DIEM* <i>provided by Board of Education</i>
2004-2005	2004-2005	2004-2005	2005-2006	2004-2005	2004-2005	2004-2005	2004-2005
22	3	14500	yes	16700	1300	150	3100
24	3	15000	yes	11600	1300	150	5200
20		4900	No	3900	800	150	1800
29		5500	yes	11700	300	150	4700
10		1500	yes	500	100	100	800
10		1500	yes	500	100	100	800
12		1200	yes	1500	400	100	700
18		1200	yes	1500	400	100	700
17		3700	No	13000	200	150	2000
N/A		N/A	N/A	N/A	N/A	N/A	N/A

* - Round off Expenditures to the nearest one hundred dollars

DIRECTIONS FOR COMPLETING EACH COLUMN ARE ENUMERATED ON PAGES 8 & 9

KHSAA TITLE IX RE-VISIT BENEFITS - SUMMARY CHART 2 2005-2006 SCHOOL YEAR

School _____

		SCHEDULING		COACHING		BENEFITS							
						SUPPORT SERVICES			COLUMNS				
C	2004-2005	C	2004-2005	C	2004-2005	C	2004-2005	C	2004-2005	C	2004-2005	C	2004-2005
G	8	9	1125	No	500	100	100	100	100	100	100	100	
B	8	9	1125	No	500	100	100	100	100	100	100	100	
G	13	8	930	Yes	500	200	200	200	200	200	200	700	
B	13	8	930	Yes	500	200	200	200	200	200	200	700	
G	18	16	1020	Yes	1300	100	100	100	100	100	100	700	
B	18	16	1020	Yes	1300	100	100	100	100	100	100	700	
G	18	18	3115	No	7,500	500	500	500	500	500	500	1800	
B	14	16	1900	No	1,900	500	500	500	500	500	500	1100	
G	-	-	-	-	-	-	-	-	-	-	-	-	
B	10	10	22,239	Yes	39,000	1,000	1,000	1,000	1,000	1,000	1,000	3,400	

* - Round off Expenditures to the nearest one hundred dollars

DIRECTIONS FOR COMPLETING EACH COLUMN ARE ENUMERATED ON PAGES 8 & 9


2005-2006

**ACTUAL EXPENDITURES - PROGRAM COMPARISON CHART 1
TO INCLUDE BOOSTER CLUB FUNDING**

	equipment and supplies		travel		awards		coaches' salaries (to include supplemental and extended employment; dollar amount needed)		facilities improvements		publications (if sport-specific)	
	Expenditures		Expenditures		Expenditures		Expenditures		Expenditures		Expenditures	
	School	Booster	School	Booster	School	Booster	School	Booster	School	Booster	School	Booster
G basketball	7700		4400	2000	200	800	15,138		1200			
B basketball	6000		3800	3500	50	300	14,476		1200			
G softball	2600	805	1800		500	200	4920		7600			
B baseball	2300		4700		100		5,466		99,200			
G cross country	200		800		100		1475					
B cross country	200		800		100		1475					
G golf	300	700	700		100	400	1217					
B golf	300	700	700		100		1217					
G soccer	2400	4500	2000	700	100		3710		11,000		500	
B soccer												
G swimming	100		100				1125					
B swimming	100		100				1125					

1. Total expenditures on T-35 and T-36 on the 2005-2006 year report due by April 15, 2006, should reflect the total monies spent (rounded off to nearest hundred) for the entire school year of 2004-2005 ending June 30, 2005.

2. Booster Club Funding/Contributions must be included in the expenditures total.

Principal's Signature:  Date: 4/13/06

2005-2006

**ACTUAL EXPENDITURES - PROGRAM COMPARISON CHART 2
TO INCLUDE BOOSTER CLUB FUNDING**

	equipment and supplies		travel		awards		coaches' salaries (to include supplemental and extended employment; dollar amount needed)		facilities improvements		publications (if sport-specific)	
	Expenditures		Expenditures		Expenditures		Expenditures		Expenditures		Expenditures	
	School	Booster	School	Booster	School	Booster	School	Booster	School	Booster	School	Booster
G track	100		700		100		931					
B track	100		700		100		931					
G tennis	1100	800	700		100		1020		6700			
B tennis	1100	800	700		100		1020		6700			
G volleyball	2100	3000	1800		200		3116		1200			
B wrestling	500	500	1100				1925					
G (list sport)												
B football	8400	4700	3400	1800	500		22,239		6000			
G (list sport)												
B (list sport)												

1. Total expenditures on T-35 and T-36 on the 2005-2006 year report due by April 15, 2006, should reflect the total monies spent (rounded off to nearest hundred) for the entire school year of 2004-2005 ending June 30, 2005.

2. Booster Club Funding/Contributions must be included in the expenditures total.

Indicate percentage of total expenditures for each gender:

Gender	Expenditures	Percentage
Boys	\$ 211,300	66.6
Girls	\$ 105,800	33.4
Total:	\$ 317,100	100%

Principal's Signature: *John C. [Signature]*

Date: *4/13/06*

Athletic Storage Assignments

Ohio County High School

Basketball (Boys): The boys' basketball team will use the boys' basketball storage room located in the gymnasium next to the boys' basketball office. (S-4)

Basketball (Girls): The girls' basketball team will use the girls' basketball storage room located in the gymnasium next to the girls' basketball office. (S-1)

Baseball: The baseball team will use the storage rooms located in the baseball press-box building by the baseball field. (S-6)

Football: The football team will use the storage rooms in the football building located at the south end of the football field. (S-5)

Soccer (Girls): The girls' soccer team will use the storage room in the press-box building located at the softball/soccer complex. (S-7)

Softball: The girls' softball team will use the storage room in the press-box building located at the softball/soccer complex. (S-7)

Volleyball: The girls' volleyball team will use the storage room located in the AD office which is located in the gymnasium. (S-2)

Track: The track teams (both boys and girls) will use the storage building located by the football building. (S-9)

Tennis: The tennis teams (both boys and girls) will use one of the storage rooms located in the football field press box. (S-8)

Golf: The golf teams (both boys and girls) will use the storage room located in the AD office which is located in the gymnasium. (S-3)

Swimming: The swimming teams (both boys and girls) will use the storage room located in the AD office which is located in the gymnasium. (S-3)

Cross-country: The cross-country teams (both boys and girls) will use the storage room located in the AD office which is located in the gymnasium. (S-3)

Dressing Room Assignments

Ohio County High School

Basketball (Boys): The boys' basketball team will use the boys' basketball locker room located in the gymnasium next to the boys' basketball office. (Locker Room # 4)

Basketball (Girls): The girls' basketball team will use the girls' basketball locker room located in the gymnasium next to the girls' basketball office. (Locker Room # 1)

Baseball: The baseball team will use the locker rooms located in the baseball press-box building by the baseball field. (Locker Room # 6)

Football: The football team will use the locker rooms in the football building located at the south end of the football field. (Locker Room # 5)

Soccer (Girls): The girls' soccer team will use the locker room in the press-box building located at the softball/soccer complex. (Locker Room # 7)

Softball: The girls' softball team will use the locker room in the press-box building located at the softball/soccer complex. (Locker Room # 7)

Volleyball: The girls' volleyball team will use the girls' P.E. locker room located in the gymnasium. (Locker Room # 2)

Track: The girls' track team will use the girls' P.E. locker room located in the gymnasium. (Locker Room # 2)

Track: The boys' track team will use the boys' P.E. locker room located in the gymnasium. (Locker Room # 3)

Tennis: The girls' tennis team will use the girls' P.E. locker room located in the gymnasium. (Locker Room # 2)

Tennis: The boys' tennis team will use the boys' P.E. locker room located in the gymnasium. (Locker Room # 3)

Golf: The boys' golf teams will use the boys' P.E. locker room located in the gymnasium. (Locker Room # 3)

Golf: The girls' golf teams will use the girls P.E. locker room located in the gymnasium. (Locker Room # 2)

Swimming: The swimming teams will use gender appropriate facilities at the Family Wellness Center. (Ohio County High School swim meets are held at the Family Wellness Center in Hartford)

Cross-country: The boys' cross-country team will use the boys' P.E. locker room located in the gymnasium. (Locker Room # 3)

Cross-country: The girls' cross-country team will use the girls' P.E. locker room located in the gymnasium. (Locker Room # 2)

Weight Room Schedule

The weight room will be available Monday through Friday for use by athletic teams. Wednesday will be designated as an open day for use by any athletic team.

Boys will be assigned Monday & Thursday for a week with Girls assigned for Tuesday & Friday for the respective week. The following week the order will be reversed.

A Master schedule shall be placed in the weight room.

Teams will need to check the master schedule in the weight room for weekly schedule and times.

August 2006

Weight Room Schedule

Sunday	Monday	Tuesday	Wednesday	Thursday	Friday	Saturday
		1	2	3	4	5
6	7	8 1 st Day For Students	9 open	10	11	12
13	14 Boys	15 Girls	16 open	17 Boys	18 Girls	19
20	21 Girls	22 Boys	23 open	24 Girls	25 Boys	26
27	28 Boys	29 Girls	30 open	31 Girls		

September 2006

Weight Room Schedule

Sunday	Monday	Tuesday	Wednesday	Thursday	Friday	Saturday
					1 Girls	2
3	4 Labor Day No School	5 Boys	6 open	7 Girls	8 Boys	9
10	11 Boys	12 Girls	13 open	14 Boys	15 Girls	16
17	18 Girls	19 Boys	20 open	21 Girls	22 Boys	23
24	25 Boys	26 Girls	27 open	28 Boys	29 Girls	30

October 2006
Weight Room Schedule

Sunday	Monday	Tuesday	Wednesday	Thursday	Friday	Saturday
1	2	3	4	5	6 Girls	7
8	9 Fall Break	10	11	12	13	14
15	16 Girls	17 Boys	18 open	19 Girls	20 Boys	21
22	23 Boys	24 Girls	25 open	26 Boys	27 Girls	28
29	30 Girls	31 Boys	open			

November 2006

Weight Room Schedule

Sunday	Monday	Tuesday	Wednesday	Thursday	Friday	Saturday
			1 open	2 Girls	3 Boys	4
5	6 Boys	7 Girls	8 open	9 Boys	10 Girls	11
12	13 Girls	14 Boys	15 open	16 Girls	17 Boys	18
19	20 Boys	21 Girls	22 open	23 No School	24 No School	25
26	27 Girls	28 Boys	29 open	30 Girls		

December 2006

Weight Room Schedule

Sunday	Monday	Tuesday	Wednesday	Thursday	Friday	Saturday
					1 Boys	2
3	4 Boys	5 Girls	6 open	7 Boys	8 Girls	9
10	11 Girls	12 Boys	13 open	14 Girls	15 Boys	16
17	18 Boys	19 Girls	20 open	21 No School	22 No School	23
24 31	25 No School	26 No School	27 No School	28 No School	29 No School	30

Awards and Recognition Policy

Team Pictures:

Team pictures hanging in the lobby shall be regional or state championship winners (Football equivalent of 2nd round of playoffs).

Team Photos (Giant Photos): Teams may display their regular season team photo in the facility in which that team completes.

Example: Volleyball would be displayed in the gymnasium.

Display of team photograph shall be the responsibility the coaching staff of respective team.

Team Banners, Awards, Recognition:

District champion, region champion, and state participants shall be recognized at the facility of the team where competitions are held.

District champion: Small eagle, volleyball, etc.

Regional Champion: Large eagle, volleyball, etc.

State Runner-up: Banner

State Champion: Banner

Individual Recognition:

State Winners: Individuals who have won an individual state competition.

Individuals who have successfully completed four years of collegiate athletic competition at a NAIA, Division II or Division I college or university.



Kentucky High School Athletic Association

KENTUCKY HIGH SCHOOL ATHLETIC ASSOCIATION ANNUAL INTERSCHOLASTIC ATHLETICS PARTICIPATION LIST

KHSAA Form GE03
Rev. 06/05

A. School Ohio County High School

B. School Year 2005 - 2006

C. Total Varsity Athletes plus cheerleading participants (grand total of all pages) 211

D. Total Varsity Athletes who did not play at any level this year (grand total of all pages) 26

E. Total Non-Varsity Athletes (grade 9-12, grand total of all pages) 13

F. Total below Grade 9 (grand total of all pages) 52

(1) Name of Student (First Last or Last, First)	(2) Birth Date	(3) Sex M or F	(4) Current Class in School	(5) School Year of First Promotion from Grade Eight	(6) This 9-12 student participated in a varsity KHSAA sport after enrolling in grade 9 ("X") or in cheer at any level ("C")	(7) This 9-12 student participated in varsity in a previous school year, but NOT at any level during the current year. ("X")	(8) This grade 9-12 student has no varsity experience ("X")	(9) This below grade 9 student has played varsity ("X")
Adams, Erin	12/31/1988	F	11	2002-2003	X			
Agnew, Katie	7/8/1990	F	10	2003-2004		X		
Albin, Courtney	7/9/1990	F	10	2003-2004	X			
Asberry, Jill	9/13/1988	F	11	2002-2003	X			
Ashby, Ben	12/9/1989	M	10	2003-2004	X			
Ashby, Kodi	5/21/1988	F	12	2001-2002	X			
Ashby, Savannah	8/5/1993	F	7				X	
Ashby, Tara	11/3/1987	F	12	2001-2002	X			
Aull, Jarrod	7/11/1988	M	11	2002-2003	X			
Austin, Katie	3/13/1990	F	9	2004-2005	X			
Autry, Toshia	2/14/1988	F	11	2002-2003	X			
Baird, Christian	4/10/1991	M	9	2004-2005				
Baird, Wilson	3/10/1988	M	12	2001-2002	X			
Baize, Megan	5/17/1991	F	9	2004-2005	X			
Baker, Justin	2/9/1989	M	10	2003-2004			X	
Ball, Talea	5/2/1988	F	12	2001-2002		X		
Barnwell, Kirsten	10/10/1989	F	10	2003-2004	X			
Bartlett, Kenny	10/7/1989	M	10	2003-2004	X			
Bauman, Nick	11/7/1989	M	10	2003-2004	X			
Baxley, Jeremiah	5/27/1991	M	8	2005-2006				
Column Totals for this page					14	2	2	-

This is page - 1 of 16

James Sulpu AD 3/30/06
 Authorized Signature Date



Kentucky High School Athletic Association

KENTUCKY HIGH SCHOOL ATHLETIC ASSOCIATION ANNUAL INTERSCHOLASTIC ATHLETICS PARTICIPATION LIST

KHSAA Form GE03
Rev. 06/05

- A. School Ohio County High School
- B. School Year 2005 - 2006
- C. Total Varsity Athletes plus cheerleading participants (grand total of all pages) _____
- D. Total Varsity Athletes who did not play at any level this year (grand total of all pages) _____
- E. Total Non-Varsity Athletes (grade 9-12, grand total of all pages) _____
- F. Total below Grade 9 (grand total of all pages) _____

(1) Name of Student (First Last or Last, First)	(2) Birth Date	(3) Sex M or F	(4) Current Class in School	(5) School Year of First Promotion from Grade Eight	(6) This 9-12 student participated in a varsity KHSAA sport after enrolling in grade 9 ("X") or in cheer at any level ("C")	(7) This 9-12 student participated in varsity in a previous school year, but NOT at any level during the current year. ("X")	(8) This grade 9-12 student has no varsity experience ("X")	(9) This below grade 9 student has played varsity ("X")
Baxley, Shawn	3/26/1990	M	10	2003-2004	X			
Beddow, Matt	3/6/1990	M	10	2003-2004	X			
Bennet, Mark	11/4/1988	M	11	2002-2003	X			
Bennett, Kori	5/18/1991	F	9	2004-2005			X	
Bennett, Michael	11/16/1988	M	11	2002-2003	X			
Berry, Chris	4/18/1991	M	9	2004-2005	X			
Bevil, Derek	8/10/1989	M	10	2003-2004		X		
Bickwermert, Marcus	11/6/1990	M	9	2004-2005	X			
Black, Cody	3/12/1990	M	9	2004-2005	X			
Black, Jessika	9/3/1992	M	7					
Boyd, Ciera	7/21/1991	F	9	2004-2005	C			
Bradley, Brittany	9/4/1991	F	9	2004-2005	X			
Brown, Josh	11/16/1988	M	11	2002-2003		X		
Brown, Mary Cate	12/10/1991	F	8	2005-2006	X			
Brown, Navin	7/1/1987	M	12	2001-2002		X		
Brown, Travis	11/3/1990	M	9	2004-2005	X			
Broyles, John	10/22/1988	M	10	2003-2004	X			
Bryant, Heather	4/10/1988	F	12	2001-2002	X			
Bullock, Whitney	10/28/1988	F	10	2003-2004	C			
Bunch, Patrick	2/10/1992	M	8	2005-2006				X
Column Totals for this page					14	3	1	1

This is page - 2 of 16

Authorized Signature _____

Date _____



Kentucky High School Athletic Association

KENTUCKY HIGH SCHOOL ATHLETIC ASSOCIATION ANNUAL INTERSCHOLASTIC ATHLETICS PARTICIPATION LIST

KHSAA Form GE03
Rev. 06/05

- A. School Ohio County High School
- B. School Year 2005 - 2006
- C. Total Varsity Athletes plus cheerleading participants (grand total of all pages) _____
- D. Total Varsity Athletes who did not play at any level this year (grand total of all pages) _____
- E. Total Non-Varsity Athletes (grade 9-12, grand total of all pages) _____
- F. Total below Grade 9 (grand total of all pages) _____

(1) Name of Student (First Last or Last, First)	(2) Birth Date	(3) Sex M or F	(4) Current Class in School	(5) School Year of First Promotion from Grade Eight	(6) This 9-12 student participated in a varsity KHSAA sport after enrolling in grade 9 ("X") or in cheer at any level ("C")	(7) This 9-12 student participated in varsity in a previous school year, but NOT at any level during the current year. ("X")	(8) This grade 9-12 student has no varsity experience ("X")	(9) This below grade 9 student has played varsity ("X")
Bunton, Thomas	7/7/1990	M	10	2003-2004	X			
Burden, Makayla	9/29/1989	F	10	2003-2004	X			
Burden, Tori	6/5/1993	F	7					
Burden, Whitney	7/21/1989	F	10	2003-2004	X			
Burdin, Adam	8/1/1988	M	11	2002-2003	X			
Burdin, Meagan	3/10/1991	F	9	2004-2005			X	
Calloway, Jeremy	3/13/1989	M	10	2003-2004		X		
Cardwell, Emily	10/31/1989	F	10	2003-2004	X			
Cardwell, Heather	3/14/1989	F	11	2002-2003		X		
Carpenter, Ramsey	8/15/1990	F	10	2003-2004	X			
Casteel, Paul	9/13/1990	M	9	2004-2005	X			
Chinn, Adam	5/29/1990	M	9	2004-2005	X			
Chinn, Cody	11/9/1988	M	11	2002-2003	X			
Chinn, Courtney	4/26/1991	F	9	2004-2005	X			
Chinn, Kristen	3/9/1988	F	12	2001-2002	X			
Chinn, Leslie	6/25/1993	F	7					
Clemmons, Ben	3/16/1990	M	10	2003-2004	X			
Clemons, Josh	11/25/1987	M	12	2001-2002	X			
Coleman, Alexis	10/29/1988	F	11	2002-2003	X			
Coleman, Ivy	2/23/1991	F	9	2004-2005			X	
Column Totals for this page					14	2	2	—

This is page - 3 of 16

Authorized Signature _____

Date _____



Kentucky High School Athletic Association

KENTUCKY HIGH SCHOOL ATHLETIC ASSOCIATION ANNUAL INTERSCHOLASTIC ATHLETICS PARTICIPATION LIST

KHSAA Form GE03
Rev. 06/05

- A. School Ohio County High School
- B. School Year 2005 - 2006
- C. Total Varsity Athletes plus cheerleading participants (grand total of all pages) _____
- D. Total Varsity Athletes who did not play at any level this year (grand total of all pages) _____
- E. Total Non-Varsity Athletes (grade 9-12, grand total of all pages) _____
- F. Total below Grade 9 (grand total of all pages) _____

(1) Name of Student (First Last or Last, First)	(2) Birth Date	(3) Sex M or F	(4) Current Class in School	(5) School Year of First Promotion from Grade Eight	(6) This 9-12 student participated in a varsity KHSAA sport after enrolling in grade 9 ("X") or in cheer at any level ("C")	(7) This 9-12 student participated in varsity in a previous school year, but NOT at any level during the current year. ("X")	(8) This grade 9-12 student has no varsity experience ("X")	(9) This below grade 9 student has played varsity ("X")
Coppage, Jordan	7/24/1989	M	10	2002-2003	X			
Critchelow, Callie	10/7/1991	F	8	2005-2006				
Crowder, Amber	8/20/92	F	7					
Cummings, Courtney	1/2/1988	F	12	2001-2002	X			
Cummings, Jordan	11/4/1989	F	10	2002-2003	X			
Curtis, Erica	1/24/1990	F	10	2002-2003	X			
Danks, Will	4/6/1990	M	10	2002-2003	X			
Daugherty, Adam	11/30/1987	M	11	2002-2003	X			
Daugherty, Colby	5/7/1991	M	8	2005-2006				
Daugherty, Latasha	7/28/1990	F	10	2002-2003	X			
Daugherty, Nicole	3/12/1988	F	12	2001-2002	X			
Davis, Andrea	12/31/1990	F	9	2004-2005	X			
Davis, Haley	3/24/1989	F	11	2002-2003			X	
Decker, Barclay	10/5/1990	F	9	2004-2005	X			
Decker, Ben	7/20/1988	M	12	2001-2002	X			
Decker, Bethany	8/5/1992	F	8	2005-2006				
Dillon, Shawn	9/28/1987	M	12	2001-2002		X		
Dixon, Kyle	3/1/1989	M	11	2002-2003			X	
Dockery, Michelle	9/16/1990	F	9	2004-2005	X			
Duke, Katlyn	3/17/1994	F	8	2005-2006				
Column Totals for this page					12	1	2	-

This is page - 4 of 16

Authorized Signature _____

Date _____



Kentucky High School Athletic Association

KENTUCKY HIGH SCHOOL ATHLETIC ASSOCIATION ANNUAL INTERSCHOLASTIC ATHLETICS PARTICIPATION LIST

KHSAA Form GE03
Rev. 06/05

- A. School Ohio County High School
- B. School Year 2005 - 2006
- C. Total Varsity Athletes plus cheerleading participants (grand total of all pages) _____
- D. Total Varsity Athletes who did not play at any level this year (grand total of all pages) _____
- E. Total Non-Varsity Athletes (grade 9-12, grand total of all pages) _____
- F. Total below Grade 9 (grand total of all pages) _____

(1) Name of Student (First Last or Last, First)	(2) Birth Date	(3) Sex M or F	(4) Current Class in School	(5) School Year of First Promotion from Grade Eight	(6) This 9-12 student participated in a varsity KHSAA sport after enrolling in grade 9 ("X") or in cheer at any level ("C")	(7) This 9-12 student participated in varsity in a previous school year, but NOT at any level during the current year. ("X")	(8) This grade 9-12 student has no varsity experience ("X")	(9) This below grade 9 student has played varsity ("X")
Duncan, Ashley	8/22/1989	F	11	2002-2003		X		
Duran, Jonathan	5/5/1991	M	9	2004-2005	X			
Duvall, Ryan	6/1/1989	M	11	2002-2003	X			
Embry, Alex	5/4/1989	M	11	2002-2003	X			
Embry, Brock	4/29/1990	M	10	2003-2004	X			
Embry, Lindsey	5/7/1989	F	11	2002-2003	X			
Embry, Shelby	3/11/1992	F	8	2005-2006	X			
Espey, Curtis	9/1/1988	M	11	2002-2003	X			
Esque, Anna	12/27/1988	F	10	2003-2004	X			
Everly, Dereck	7/6/1991	M	9	2004-2005			X	
Filback, Kelci	7/11/1991	F	9	2004-2005		X		
Fleener, Kellen	11/20/1990	M	8	2005-2006				X
Fleener, Kelsey	1/4/1989	F	11	2002-2003		X		
Fleener, Tyler	1/6/1987	M	12	2001-2002	X			
Foreman, Lindsey	2/13/1989	F	11	2002-2003		X		
Fort, Luke	12/30/1988	M	10	2003-2004	X			
Frizzell, Justin	2/20/1990	M	10	2003-2004	X			
Fuqua, Kami	1/27/1989	F	11	2002-2003	X			
Gaither, Hali	10/5/1991	F	8	2005-2006	X			
Gardner, BJ	3/31/1989	M	11	2002-2003		X		
Garner, Caitlin	2/6/1996	F	4					X
Column Totals for this page					13	5	1	2

This is page - 5 of 16

Authorized Signature _____

Date _____



KENTUCKY HIGH SCHOOL ATHLETIC ASSOCIATION ANNUAL INTERSCHOLASTIC ATHLETICS PARTICIPATION LIST

KHSAA Form GE03
Rev. 06/05

- A. School Ohio County High School
- B. School Year 2005 - 2006
- C. Total Varsity Athletes plus cheerleading participants (grand total of all pages) _____
- D. Total Varsity Athletes who did not play at any level this year (grand total of all pages) _____
- E. Total Non-Varsity Athletes (grade 9-12, grand total of all pages) _____
- F. Total below Grade 9 (grand total of all pages) _____

(1) Name of Student (First Last or Last, First)	(2) Birth Date	(3) Sex M or F	(4) Current Class in School	(5) School Year of First Promotion from Grade Eight	(6) This 9-12 student participated in a varsity KHSAA sport after enrolling in grade 9 ("X") or in cheer at any level ("C")	(7) This 9-12 student participated in varsity in a previous school year, but NOT at any level during the current year. ("X")	(8) This grade 9-12 student has no varsity experience ("X")	(9) This below grade 9 student has played varsity ("X")
Garner, Jessica	4/20/1991	F	9	2004-2005	C			
Garner, Mandy	6/14/1989	F	11	2002-2003	X			
Garvin, Ashley	5/29/1988	F	12	2001-2002		X		
Geary, Ben	6/16/1988	M	12	2001-2002	X			
Geary, Grace Gabby	3/26/1992	F	8	2005-2006				
Geary, Jacob	9/3/1988	M	11	2002-2003	X			
Geary, Mariah	4/18/1989	F	11	2002-2003	C			
Gibson, Dakota	1/7/1989	M	11	2002-2003	X			
Gill, Bethany	9/9/1987	F	7					
Givens, Robert	9/9/1987	M	12	2001-2002	X			
Goff, Lauren	1/22/1989	F	11	2002-2003	X			
Griffin, Glendal	9/9/1990	M	9	2004-2005			X	
Griffin, Kayle	2/20/91	F	8	2005-2006	X			
Groves, Ben	8/2/1989	M	10	2003-2004	X			
Hagerman, Brandie	5/22/1992	F	8	2005-2006				
Halcomb, Brittany	3/9/1989	F	11	2002-2003	X			
Hamilton, Amy	7/30/1989	F	11	2002-2003	X			
Hamilton, T. J.	3/9/1993	M	7					
Hawes, Regina	5/10/199	F	9	2004-2005	C			
Hazelwood, Jessica	7/21/1990	F	10	2003-2004	C			
Column Totals for this page					14	1	1	—

This is page - 6 of 16

Authorized Signature

Date



Kentucky High School Athletic Association

KENTUCKY HIGH SCHOOL ATHLETIC ASSOCIATION ANNUAL INTERSCHOLASTIC ATHLETICS PARTICIPATION LIST

KHSAA Form GE03
Rev. 06/05

A. School

Ohio County High School

B. School Year

2005 - 2006

C. Total Varsity Athletes plus cheerleading participants (grand total of all pages)

D. Total Varsity Athletes who did not play at any level this year (grand total of all pages)

E. Total Non-Varsity Athletes (grade 9-12, grand total of all pages)

F. Total below Grade 9 (grand total of all pages)

(1) Name of Student (First Last or Last, First)	(2) Birth Date	(3) Sex M or F	(4) Current Class in School	(5) School Year of First Promotion from Grade Eight	(6) This 9-12 student participated in a varsity KHSAA sport after enrolling in grade 9 ("X") or in cheer at any level ("C")	(7) This 9-12 student participated in varsity in a previous school year, but NOT at any level during the current year. ("X")	(8) This grade 9-12 student has no varsity experience ("X")	(9) This below grade 9 student has played varsity ("X")
Heflin, Dylan	3/15/1989	M	11	2002-2003	X			
Heflin, Rikki	2/4/1993	F	7					
Heflin, Shawn	2/2/1988	M	11	2002-2003	X			
Henderson, Katie	4/12/1991	F	9	2004-2005	X			
Herron, Seth	5/24/1988	M	11	2002-2003	X			
Hicks, Nick	4/4/1991	M	9	2004-2005	X			
Himes, Cati	10/27/1990	F	9	2004-2005	X			
Hirtzel, Julie	3/7/1994	F	6					
Hitchel, Jodi	6/30/1988	F	12	2001-2002	X			
Hornsby, David	10/24/1986	M	12	2001-2002		X		
Horton, Seth	12/9/1989	M	10	2003-2004	X			
Huckeby, Destiny	3/23/1990	F	10	2003-2004	X			
Huckeby, Serena	10/25/1989	F	10	2003-2004	X			
Huff, Daniel	2/2/1988	M	12	2001-2002	X			
Hunt, Keshia	12/6/1988	F	11	2002-2003	X			
Jackson, Chelsea	4/7/1988	F	12	2001-2002	C			
James, Jordan	8/15/1987	M	12	2001-2002	X			
Jarboe, Kim	10/17/1990	F	9	2004-2005	X			
Johnson, Brandon	5/21/1991	M	8	2005-2006				
Johnson, Gina	12/15/1987	F	12	2001-2002	X			
Column Totals for this page					16	1		

This is page -

7 of 16

Authorized Signature

Date



Kentucky High School Athletic Association

KENTUCKY HIGH SCHOOL ATHLETIC ASSOCIATION ANNUAL INTERSCHOLASTIC ATHLETICS PARTICIPATION LIST

KHSAA Form GE03
Rev. 06/05

A. School

Ohio County High School

B. School Year

2005 - 2006

C. Total Varsity Athletes plus cheerleading participants (grand total of all pages)

D. Total Varsity Athletes who did not play at any level this year (grand total of all pages)

E. Total Non-Varsity Athletes (grade 9-12, grand total of all pages)

F. Total below Grade 9 (grand total of all pages)

(1) Name of Student (First Last or Last, First)	(2) Birth Date	(3) Sex M or F	(4) Current Class in School	(5) School Year of First Promotion from Grade Eight	(6) This 9-12 student participated in a varsity KHSAA sport after enrolling in grade 9 ("X") or in cheer at any level ("C")	(7) This 9-12 student participated in varsity in a previous school year, but NOT at any level during the current year. ("X")	(8) This grade 9-12 student has no varsity experience ("X")	(9) This below grade 9 student has played varsity ("X")
Johnson, Logan	6/14/1989	M	11	2002-2003	X			
Johnson, Ryan	5/31/1988	M	11	2002-2003		X		
Johnson, Zach	5/6/1990	M	10	2003-2004	X			
Johnston, Kelly	2/10/1990	F	10	2003-2004	X			
Jones, Dakota	8/12/1990	M	10	2003-2004	X			
Jordan, Allie	10/24/1988	F	11	2002-2003		X		
Jordan, Ashley	10/26/1987	F	12	2001-2002		X		
Jurgens, Joanna	9/19/1990	F	9	2004-2005	X			
Kassinger, Emily	3/4/1988	F	12	2001-2002	X			
Kellen, Kenneth	8/4/1989	M	9	2004-2005			X	
Keown, Jensen	10/24/1989	F	10	2003-2004	X			
Kidd, Rebecca	8/28/1989	F	11	2002-2003	X			
Kidd, Sam	11/30/1990	M	9	2004-2005	X			
King, Brent	5/25/1990	M	10	2003-2004	X			
King, Derek	5/8/1990	M	10	2003-2004	X			
King, Emma	2/17/1988	F	12	2001-2002		X		
King, Lars	4/10/1990	M	9	2004-2005	X			
Kiper, Wesley	4/10/1990	M	11	2002-2003	X			
Klaas, Amanda	10/13/1988	F	12	2001-2002	X			
Klaas, Courtney	3/11/1992	F	8	2005-2006				
Column Totals for this page					14	4	1	

This is page - 8 of 16

Authorized Signature _____

Date _____



Kentucky High School Athletic Association

KENTUCKY HIGH SCHOOL ATHLETIC ASSOCIATION ANNUAL INTERSCHOLASTIC ATHLETICS PARTICIPATION LIST

KHSAA Form GE03
Rev. 06/05

A. School

Ohio County High School

B. School Year

2005 - 2006

C. Total Varsity Athletes plus cheerleading participants (grand total of all pages)

D. Total Varsity Athletes who did not play at any level this year (grand total of all pages)

E. Total Non-Varsity Athletes (grade 9-12, grand total of all pages)

F. Total below Grade 9 (grand total of all pages)

(1) Name of Student (First Last or Last, First)	(2) Birth Date	(3) Sex M or F	(4) Current Class in School	(5) School Year of First Promotion from Grade Eight	(6) This 9-12 student participated in a varsity KHSAA sport after enrolling in grade 9 ("X") or in cheer at any level ("C")	(7) This 9-12 student participated in varsity in a previous school year, but NOT at any level during the current year. ("X")	(8) This grade 9-12 student has no varsity experience ("X")	(9) This below grade 9 student has played varsity ("X")
Kramer, Zeb	10/18/1987	M	12	2001-2002	X			
Lamar, Seth	8/30/1990	M	9	2004-2005			X	
Lashley, James	4/8/1988	M	12	2001-2002	X			
Leach, Arthur	1/20/1990	M	10	2003-2004	X			
Leach, Brianna	9/4/1991	F	9	2004-2005	C			
Leach, Garrett	2/14/1992	M	8	2005-2006				
Leach, Heather	9/25/1990	F	9	2004-2005	X			
Likens, Lindsey	9/9/1989	F	10	2003-2004	C			
Lindaey, Kristina	3/14/1991	F	9	2004-2005	X			
Lindsey, Felicia	10/15/1987	F	12	2001-2002		X		
Luttrell, Jeffery	2/13/1991	M	9	2004-2005	X			
Lynch, Adam	2/2/1991	M	9	2004-2005	X			
Lynch, Shaun	12/29/1988	M	11	2002-2003	X			
Maiden, Shaun	10/14/1987	M	12	2001-2002	X			
Marlow, Deric	10/11/1989	M	10	2003-2004	X			
Marshall, Kyle	12/5/1992	M	7					
Mason, Jacob	3/17/1989	M	11	2002-2003	X			
Mathews, Marcus	9/30/1988	M	12	2001-2002	X			
Maze, Ashley	7/10/1989	F	11	2002-2003	X			
Column Totals for this page					15	1	1	-

This is page - 9 of 16

Authorized Signature

Date



Kentucky High School Athletic Association

KENTUCKY HIGH SCHOOL ATHLETIC ASSOCIATION ANNUAL INTERSCHOLASTIC ATHLETICS PARTICIPATION LIST

KHSAA Form GE03
Rev. 06/05

- A. School Ohio County High School
- B. School Year 2005 - 2006
- C. Total Varsity Athletes plus cheerleading participants (grand total of all pages) _____
- D. Total Varsity Athletes who did not play at any level this year (grand total of all pages) _____
- E. Total Non-Varsity Athletes (grade 9-12, grand total of all pages) _____
- F. Total below Grade 9 (grand total of all pages) _____

(1) Name of Student (First Last or Last, First)	(2) Birth Date	(3) Sex M or F	(4) Current Class in School	(5) School Year of First Promotion from Grade Eight	(6) This 9-12 student participated in a varsity KHSAA sport after enrolling in grade 9 ("X") or in cheer at any level ("C")	(7) This 9-12 student participated in varsity in a previous school year, but NOT at any level during the current year. ("X")	(8) This grade 9-12 student has no varsity experience ("X")	(9) This below grade 9 student has played varsity ("X")
McBride, Ryan	10/28/1990	M	9	2004-2005	X			
McClain, Nikki	10/17/1990	F	9	2004-2005	C			
McDaniel, Kirsten	12/21/1988	F	11	2002-2003	X			
McEwen, John	1/4/1989	M	11	2002-2003	X			
Mckown, Samuel	7/28/1990	M	9	2004-2005	X			
Mellot, Cody	5/6/1989	M	11	2002-2003	X			
Mellott, Dalton	2/15/1993	M	7					
Melton, Chase	12/2/1988	M	11	2002-2003	X			
[REDACTED]								
Middleton, Sara Beth	7/12/1991	F	9	2004-2005	X			
Millay, Ben	4/30/1989	M	11	2002-2003	X			
Miller, Bobby	11/6/1992	M	7					
Miller, Jonathon	5/12/1988	M	11	2002-2003	X			
Miller, Morgan	4/25/1991	F	8	2005-2006				
Miller, Natasha	5/9/1988	F	12	2001-2002				
Mims, Erica	1/25/1990	F	10	2003-2004	X			
Minton, Alyssa	3/28/1989	F	11	2002-2003	X			
Moore, Brandy	6/12/1990	M	9	2004-2005	X			
Moore, Perry	4/6/1989	M	10	2003-2004	X			
Moorehead, Leslie	6/12/92	F	8	2005-2006	X			
Morgan, Jennifer	5/25/1990	F	9	2004-2005	X			
Column Totals for this page					16	-	-	-

This is page - 10 of 16

Authorized Signature _____

Date _____



Kentucky High School Athletic Association

KENTUCKY HIGH SCHOOL ATHLETIC ASSOCIATION ANNUAL INTERSCHOLASTIC ATHLETICS PARTICIPATION LIST

KHSAA Form GE03
Rev. 06/05

A. School

Ohio County High School

B. School Year

2005 - 2006

C. Total Varsity Athletes plus cheerleading participants (grand total of all pages)

D. Total Varsity Athletes who did not play at any level this year (grand total of all pages)

E. Total Non-Varsity Athletes (grade 9-12, grand total of all pages)

F. Total below Grade 9 (grand total of all pages)

(1) Name of Student (First Last or Last, First)	(2) Birth Date	(3) Sex M or F	(4) Current Class in School	(5) School Year of First Promotion from Grade Eight	(6) This 9-12 student participated in a varsity KHSAA sport after enrolling in grade 9 ("X") or in cheer at any level ("C")	(7) This 9-12 student participated in varsity in a previous school year, but NOT at any level during the current year. ("X")	(8) This grade 9-12 student has no varsity experience ("X")	(9) This below grade 9 student has played varsity ("X")
Morris, Leslie	8/10/1988	M	12	2001-2002	X			
Morris, Rachel	3/3/1988	F	12	2001-2002	C			
Mosgrove, Hannah	12/1/1992	F	7					
Mulholland, Tosha	8/9/1989	F	11	2002-2003				
Nelson, Daniel	6/15/1990	M	10	2003-2004	X			
Nelson, Evan	6/13/1988	M	12	2001-2002	X			
Nolte, Charley	10/31/1990	F	9	2004-2005	X			
Oliver, Jeff	8/27/1988	M	12	2001-2002	X			
Oliver, Justin	11/27/90	M	9	2004-2005	X			
Oswald, Nicole	4/5/1987	F	12	2001-2002	X			
Overstreet, Jordan	3/17/92	M	8	2005-2006				X
Overstreet, Jessica	7/14/1990	F	10	2003-2004	X			
Paez, Lucy	8/15/1990	F	10	2003-2004	X			
Parritt, James	1/19/1988	M	12	2001-2002	X			
Patton, Austin	3/3/1991	M	9	2004-2005	X			
Patton, Hillori	12/31/1987	F	12	2001-2002	X			
Perkins, Colt	7/23/1988	M	12	2001-2002	X			
Peters, Beth	5/19/1991	F	9	2004-2005	X			
Pharris Roger	9/27/1991	M	9	2004-2005				
Phelps, Jordan	5/2/1991	M	8	2005-2006				
Phelps, Lisa	9/21/1989	F	11	2002-2003				
Column Totals for this page					15	-	-	1

This is page - 11 of 16

Authorized Signature _____

Date _____



Kentucky High School Athletic Association

KENTUCKY HIGH SCHOOL ATHLETIC ASSOCIATION ANNUAL INTERSCHOLASTIC ATHLETICS PARTICIPATION LIST

KHSAA Form GE03
Rev. 06/05

- A. School Ohio County High School
- B. School Year 2005 - 2006
- C. Total Varsity Athletes plus cheerleading participants (grand total of all pages) _____
- D. Total Varsity Athletes who did not play at any level this year (grand total of all pages) _____
- E. Total Non-Varsity Athletes (grade 9-12, grand total of all pages) _____
- F. Total below Grade 9 (grand total of all pages) _____

(1) Name of Student (First Last or Last, First)	(2) Birth Date	(3) Sex M or F	(4) Current Class in School	(5) School Year of First Promotion from Grade Eight	(6) This 9-12 student participated in a varsity KHSAA sport after enrolling in grade 9 ("X") or in cheer at any level ("C")	(7) This 9-12 student participated in varsity in a previous school year, but NOT at any level during the current year. ("X")	(8) This grade 9-12 student has no varsity experience ("X")	(9) This below grade 9 student has played varsity ("X")
Pieper, Andrew	7/25/1988	M	12	2001-2002	X			
Pieper, Kenton	9/18/1990	M	9	2004-2005	X			
Pierce, Candice	9/27/1989	F	11	2002-2003	X			
Porter, Michael Darren	8/1/1990	M	9	2004-2005	X			
Puckett, Taniti	5/27/1990	F	10	2003-2004	X			
Quisenberry, Brittany	5/2/1990	F	10	2003-2004		X		
Raley, Daphne	8/25/1988	F	11	2002-2003	X			
Raley, Deanna	1/3/1995	F	5					X
Ralph, Derek	11/14/1989	M	9	2004-2005	X			
Ralph, Tiffany	6/8/1989	F	11	2002-2003	X			
Raymer, Brady	10/19/1987	M	12	2001-2002	X			
Raymond, Tyler	6/28/1990	M	9	2004-2005	X			
Render, Edie	4/30/1992	F	8	2005-2006				
Restivo, Brittney	5/31/1987	F	12	2001-2002		X		
Richards, Ravonna	6/7/1988	F	12	2001-2002		X		
Ringkor, Brittany	8/14/89	F	10	2003-2004	X			
Ringkor, Jared	10/26/1990	M	9	2004-2005	X			
Ringkor, Joshua	9/5/1988	M	11	2002-2003	X			
Robinson, Ashley	11/20/1987	F	12	2001-2002		X		
Robinson, Mariah	8/30/1991	F	9	2004-2005	X			
Column Totals for this page					14	4		1

This is page - 12 of 16

Authorized Signature _____

Date _____



KENTUCKY HIGH SCHOOL ATHLETIC ASSOCIATION ANNUAL INTERSCHOLASTIC ATHLETICS PARTICIPATION LIST

- A. School Ohio County High School
- B. School Year 2005 - 2006
- C. Total Varsity Athletes plus cheerleading participants (grand total of all pages) _____
- D. Total Varsity Athletes who did not play at any level this year (grand total of all pages) _____
- E. Total Non-Varsity Athletes (grade 9-12, grand total of all pages) _____
- F. Total below Grade 9 (grand total of all pages) _____

(1) Name of Student (First Last or Last, First)	(2) Birth Date	(3) Sex M or F	(4) Current Class in School	(5) School Year of First Promotion from Grade Eight	(6) This 9-12 student participated in a varsity KHSAA sport after enrolling in grade 9 ("X") or in cheer at any level ("C")	(7) This 9-12 student participated in varsity in a previous school year, but NOT at any level during the current year. ("X")	(8) This grade 9-12 student has no varsity experience ("X")	(9) This below grade 9 student has played varsity ("X")
Ross, Amanda	2/16/1988	F	12	2001-2002	C			
Rowe, Crystal	8/4/1989	F	11	2002-2003	X			
Ruby, Jason	1/22/1992	M	8	2005-2006				
Ruby, Sabrina	1/11/1993	F	7					
Rutz, Luise	10/12/1987	F	12	2001-2002		X		
Schroader, Brittany	9/19/1991	F	10	2003-2004	X			
Shaffer, Matt	3/30/1987	M	12	2001-2002	X			
Sheffield, Josh	10/8/1990	M	9	2004-2005	X			
Shephard, Seth	4/30/1992	M	7					
Shields, Ashton	12/17/90	F	8	2005-2006				
Shown, Travis	11/10/1987	M	12	2001-2002	X			
Shultz, Heather	2/28/1989	F	11	2002-2003	X			
Smiley, Tyler	5/19/1990	M	9	2004-2005			X	
Smith, Hailee	3/20/1991	F	9	2004-2005	C			
Smith, Nathan	2/28/1988	M	12	2001-2002	X			
Snodgrass, Megan	1/15/91	F	8	2005-2006				
Snodgrass, Miles	3/22/1987	M	12	2001-2002	X			
Southard, Billy	11/21/1989	M	9	2004-2005	X			
Southard, Chelsea	10/1/1992	F	7					
Spurlock, Brittany	1/9/1993	F	6					
Column Totals for this page					11	1	1	

This is page - 13 of 16

Authorized Signature _____

Date _____



Kentucky High School Athletic Association

KENTUCKY HIGH SCHOOL ATHLETIC ASSOCIATION ANNUAL INTERSCHOLASTIC ATHLETICS PARTICIPATION LIST

KHSAA Form GF03
Rev. 06/05

- A. School Ohio County High School
- B. School Year 2005 - 2006
- C. Total Varsity Athletes plus cheerleading participants (grand total of all pages) _____
- D. Total Varsity Athletes who did not play at any level this year (grand total of all pages) _____
- E. Total Non-Varsity Athletes (grade 9-12, grand total of all pages) _____
- F. Total below Grade 9 (grand total of all pages) _____

(1) Name of Student (First Last or Last, First)	(2) Birth Date	(3) Sex M or F	(4) Current Class in School	(5) School Year of First Promotion from Grade Eight	(6) This 9-12 student participated in a varsity KHSAA sport after enrolling in grade 9 ("X") or in cheer at any level ("C")	(7) This 9-12 student participated in varsity in a previous school year, but NOT at any level during the current year. ("X")	(8) This grade 9-12 student has no varsity experience ("X")	(9) This below grade 9 student has played varsity ("X")
St. Clair, Collin	11/14/1988	M	11	2002-2003	X			
Stevens, Felicia	7/29/1993	F	8	2005-2006				
Stevens, Jess	11/18/1989	M	10	2003-2004	X			
Stewart, Ashley	5/17/1990	F	9	2004-2005	X			
Sutton, Micah	4/25/1990	F	10	2003-2004	X			
Swift, Bo	5/10/1988	M	12	2001-2002	X			
Taylor, Brian	12/20/1988	M	11	2002-2003	X			
Taylor, Jake	7/27/1993	M	7					
Taylor, Sarah	7/16/1993	F	7					
Taylor, Wade	8/5/1990	M	10	2003-2004	X			
Thomas, Terry	2/4/1988	M	12	2001-2002				
Tichenor, Scotty	7/19/1988	M	12	2001-2002				
Tinsley, Sky	9/12/1989	F	11	2002-2003	X			
Trogden, Rudy	7/20/1992	M	7					X
Turner, Brittany	7/1/1989	F	11	2002-2003				
Turner, Nathan	3/23/1988	M	12	2001-2002	X			
Vaught, Josh	8/26/1987	M	12	2001-2002	X			
Ward, Chase	7/27/1991	M	9	2004-2005	X			
Westerfield, Anthony Jake	11/12/1988	M	11	2002-2003	X			
Westerfield, Brendan	3/1/1990	M	10	2003-2004	X			
Column Totals for this page					13			1

This is page - 14 of 16

Authorized Signature _____

Date _____



Kentucky High School Athletic Association

KENTUCKY HIGH SCHOOL ATHLETIC ASSOCIATION ANNUAL INTERSCHOLASTIC ATHLETICS PARTICIPATION LIST

KHSAA Form GE03
Rev. 06/05

- A. School Ohio County High School
- B. School Year 2005 - 2006
- C. Total Varsity Athletes plus cheerleading participants (grand total of all pages) _____
- D. Total Varsity Athletes who did not play at any level this year (grand total of all pages) _____
- E. Total Non-Varsity Athletes (grade 9-12, grand total of all pages) _____
- F. Total below Grade 9 (grand total of all pages) _____

(1) Name of Student (First Last or Last, First)	(2) Birth Date	(3) Sex M or F	(4) Current Class in School	(5) School Year of First Promotion from Grade Eight	(6) This 9-12 student participated in a varsity KHSAA sport after enrolling in grade 9 ("X") or in cheer at any level ("C")	(7) This 9-12 student participated in varsity in a previous school year, but NOT at any level during the current year. ("X")	(8) This grade 9-12 student has no varsity experience ("X")	(9) This below grade 9 student has played varsity ("X")
Westerfield, Jessica	9/5/1992	F	8	2005-2006				
Westerfield, Megan	2/22/1993	F	7		X			
Wheatly, Mahaleigh	10/18/1991	F	8	2005-2006				
Whittaker, Janna	4/15/1989	F	11	2002-2003	X			
Whittaker, Jesika	4/15/1989	F	11	2002-2003		X		
Williams, Norm	3/26/1989	M	10	2003-+2004				
Willis, Shawna	10/30/1992	F	7					
Willoughby, Kori	8/8/1989	F	11	2002-2003				
Willoughby, Marisa	8/4/93	F	7					
Wilson, Blake	4/18/1988	M	12	2001-2002	X			
Windsor, Maurey	6/11/1992	F	7					
Wood, Kendall	2/6/1991	F	9	2004-2005				
Wood, Nick	1/9/1989	M	11	2002-2003	X			
Wood, Sarah	8/16/1993	F	7					
Woods, Joseph	11/8/1988	M	11	2002-2003	X			
Woods, Justin	11/18/1987	M	12	2001-2002	X			
Woods, Lisa	5/22/1990	F	10	2003-+2004	X			
Woolen, Jordan	9/3/1991	M	9	2004-2005	X			
Woosley, Haley	10/16/1990	F	9	2004-2005			X	
Woosley, Noel	12/6/1987	F	12	2001-2002	X			
Column Totals for this page					9	1	1	-

This is page - 15 of 16

Authorized Signature _____

Date _____



Kentucky High School Athletic Association

KENTUCKY HIGH SCHOOL ATHLETIC ASSOCIATION ANNUAL INTERSCHOLASTIC ATHLETICS PARTICIPATION LIST

KHSAA Form GE03
Rev. 06/05

- A. School Ohio County High School
- B. School Year 2005 - 2006
- C. Total Varsity Athletes plus cheerleading participants (grand total of all pages) _____
- D. Total Varsity Athletes who did not play at any level this year (grand total of all pages) _____
- E. Total Non-Varsity Athletes (grade 9-12, grand total of all pages) _____
- F. Total below Grade 9 (grand total of all pages) _____

(1) Name of Student (First Last or Last, First)	(2) Birth Date	(3) Sex M or F	(4) Current Class in School	(5) School Year of First Promotion from Grade Eight	(6) This 9-12 student participated in a varsity KHSAA sport after enrolling in grade 9 ("X") or in cheer at any level ("C")	(7) This 9-12 student participated in varsity in a previous school year, but NOT at any level during the current year. ("X")	(8) This grade 9-12 student has no varsity experience ("X")	(9) This below grade 9 student has played varsity ("X")
Worley, Taylor	11/24//1993	F	6					
York, Hunter	1/30/1993	M	7					X
Column Totals for this page					-	-	-	1

This is page - 16 of 16

Authorized Signature _____ Date _____